





□□ □□ □ □□□ □□





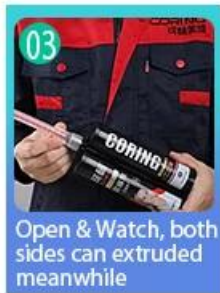
01

Clean the tiles and keep it dry



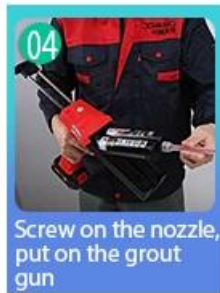
02

Polish with tile wax except the glazed tile



03

Open & Watch, both sides can extruded meanwhile



04

Screw on the nozzle, put on the grout gun



05

Inclined cut the top of the nozzle in 45°



06

Squeeze out 60-80cm long grout in the forepart



07

Evenly squeeze out the tile agent along the gap




08

Press the grout with professional glue-press tools



09

Don't touch in 4-5 hours and remove excess grout then.



10

Keep the tiles dry in 24 hours

□□□□ □□□ □□□ □□



01

Two Component Caulking Gun



02



03



04



05



06



07



08



09

Cutter Knife

Pointing trowel

Brush

Forming Stick

Perching Knife

Masking Tape

Stainless Steel Ball

Cleaning Awl

□□ □□



□□ □□



□□ □□ □□



□□□



□□ □□ □□



□□ □□ □□



□□ □□ □□



□□ □□ □□



□□ □□ □□



□□

□□

