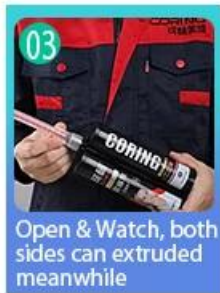




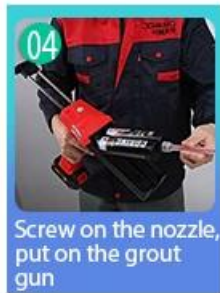
Clean the tiles and keep it dry



Polish with tile wax except the glazed tile



Open & Watch, both sides can extruded meanwhile



Screw on the nozzle, put on the grout gun



Inclined cut the top of the nozzle in 45°



Squeeze out 60-80cm long grout in the forepart



Evenly squeeze out the tile agent along the gap



Press the grout with professional glue-press tools



Don't touch in 4-5 hours and remove excess grout then.




Keep the tiles dry in 24 hours

□□□□ □□□ □□□ □□



Two Component Caulking Gun



Cutter Knife

Pointing trowel

Brush

Forming Stick

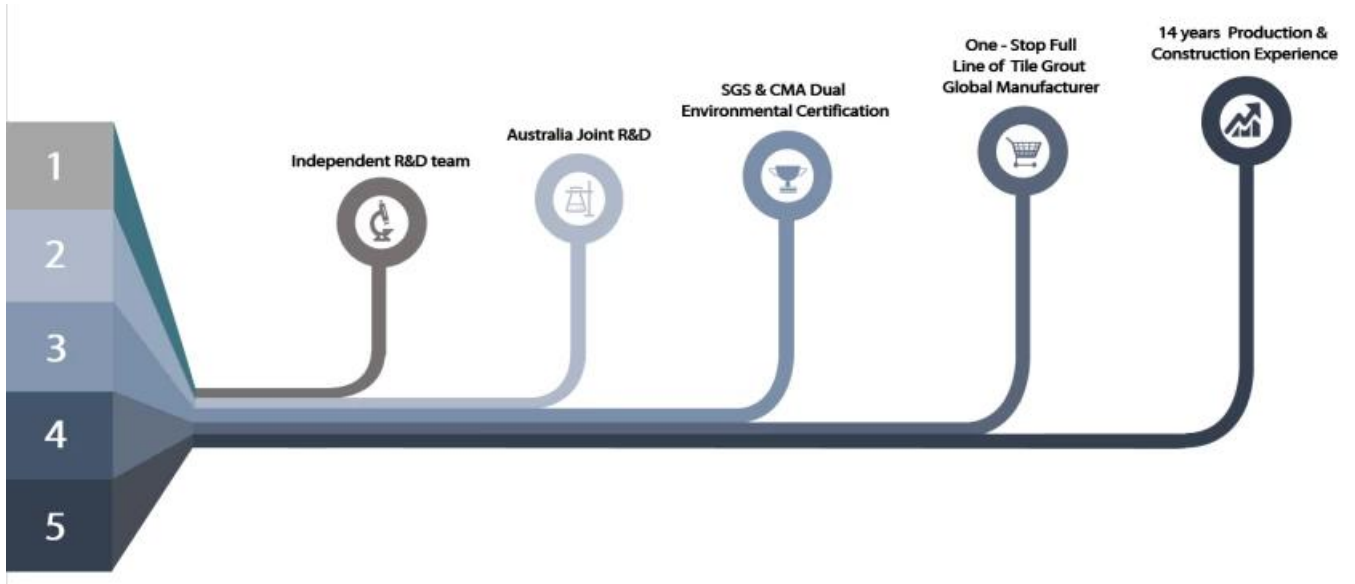
Perching Knife

Masking Tape

Stainless Steel Ball

Cleaning Awl

□□ □□



□□ □□



□□ □□ □□



□□□



□□ □□ □□




□□ □□□



□□ □□ □□



□□ □□□



□□ □□ □□



□□

□□



