

000 00 00000 00 0 000 000 00 000000 000 000000...0 000 000 00, 0, 00, 00, 00, 00 00 000 000000 000 00, 0, 00, 0000 000 00000 0 0 000 0 00000. 000 000 0 00, 00 000 0000, 000 00 0 000000 00000. 000 000 00 00, 00 00, 00 000 0 0 00 0 0 00000, 000 00000 00 00 00 000 000000. 0 000 00 000 00 000 000000 00000 00, 000 000 0000, 00 00 0000 00 00000. Kelin 00 000 000000 [0000.00000.0000.00](#).



000 000 00. 00 000 00 000 000000.



□□ □ □ □□□□ □□□□□□





01

Clean the tiles and keep it dry



02

Polish with tile wax except the glazed tile



03

Open & Watch, both sides can extruded meanwhile



04

Screw on the nozzle, put on the grout gun



05

Inclined cut the top of the nozzle in 45°




06

Squeeze out 60-80cm long grout in the forepart



07

Evenly squeeze out the tile agent along the gap



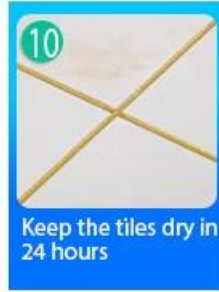
08

Press the grout with professional glue-press tools



09

Don't touch in 4-5 hours and remove excess grout then.



10

Keep the tiles dry in 24 hours

□□ □□ □□ □□



Two Component Caulking Gun



02




03



04



05



06



07



08



09

Cutter Knife

Pointing trowel

Brush

Forming Stick

Perching Knife

Masking Tape

Stainless Steel Ball

Cleaning Awl

□□ □□



□□ □□



□□ □□ □□



□□□ □□□



□□ □□ □□



□□ □□ □□



□□ □□ □□



□□ □□ □□



□□ □□ □□



□□ □□ □□

□□ □□

