

Kelin 是一种高性能的陶瓷材料，广泛应用于各种室内装饰和建筑领域。它具有优异的耐磨性、防滑性和易清洁性，是现代家居和商业空间的理想选择。Kelin 陶瓷砖的尺寸多样，可以根据不同的需求进行定制。其表面光滑且富有光泽，能够有效提升空间的档次和美感。此外，Kelin 陶瓷砖还具有优异的耐候性和抗污能力，能够长期保持其原有的色泽和质感。无论是用于厨房、卫生间、客厅还是办公室，Kelin 陶瓷砖都能为您的空间带来全新的视觉享受和实用价值。

该产品规格为 $600 \times 600 \times 12$ mm，适用于多种场景。其重量为 2.5 kg/块，抗压强度为 150 MPa，吸水率为 0.1%。Kelin 陶瓷砖的生产工艺先进，确保了产品的稳定性和一致性。如果您有任何疑问，请随时联系我们，我们将为您提供专业的解答和服务。



该产品广泛应用于各种室内装饰和建筑领域。其性能卓越，使用寿命长，是您装修时的最佳选择。

Gray 1#

Gray 2#

Gray 3#

Gray 4#

Gray 5#

Gray 6#

Gray 7#

Gray 8#

Gray 9#

Cement Gray

Dull Gray

Silver Gray

Metal Gray

Luxury Silver

Glacier White

Calaeatta

Pearl Gold

Slate Gray

Terra Brown

Greyish Green

Yellow Gray

Soft Khaki

Yellowish Brown


Olive Brown

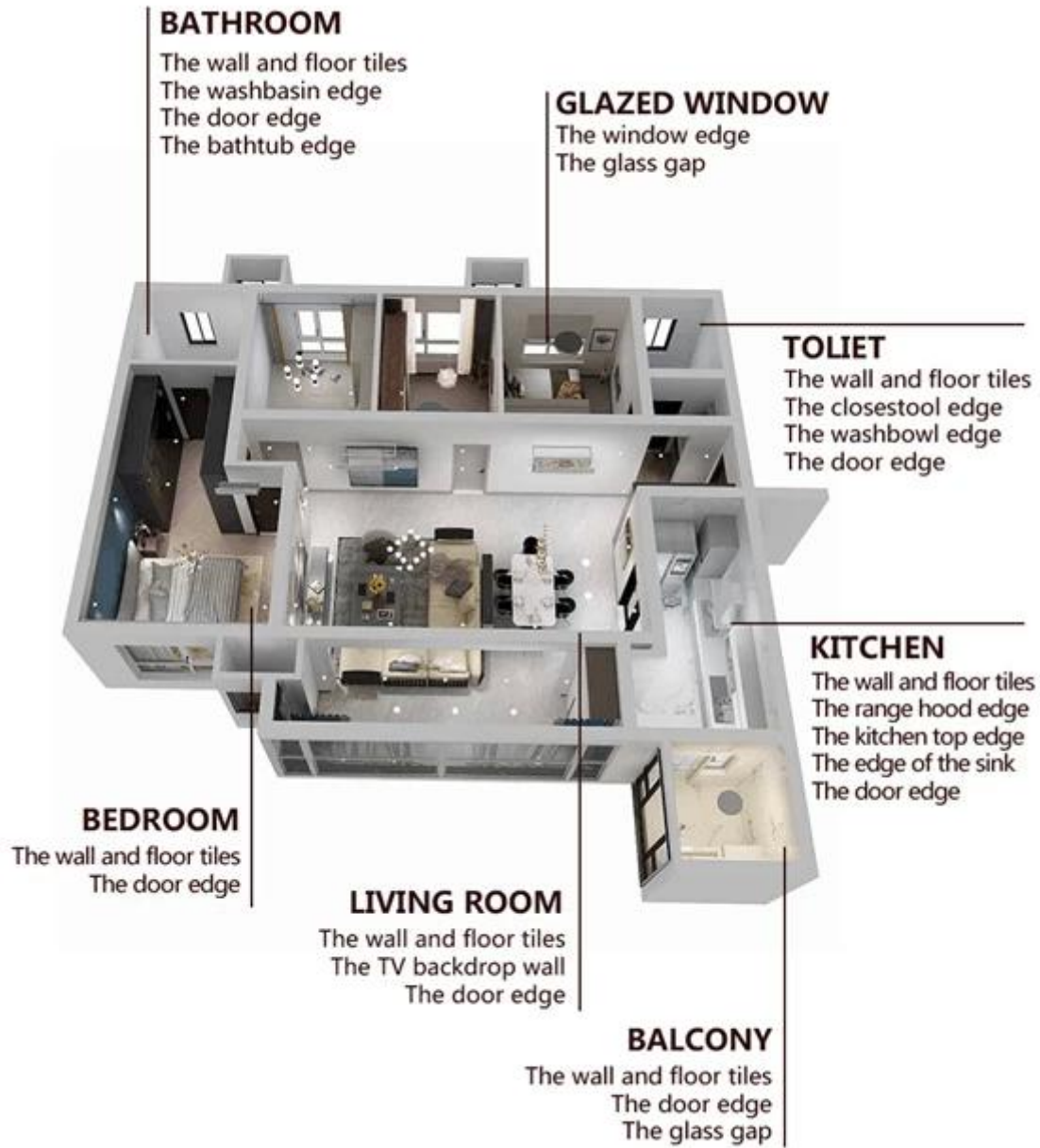
Brownness

Dark Brown

Reddish Brown

Rock Bslack







01 Clean the tiles and keep it dry



02 Polish with tile wax except the glazed tile



03 Open & Watch, both sides can extruded meanwhile



04 Screw on the nozzle, put on the grout gun



05 Inclined cut the top of the nozzle in 45°



06 Squeeze out 60-80cm long grout in the forepart



07 Evenly squeeze out the tile agent along the gap



08 Press the grout with professional glue-press tools



09 Don't touch in 4-5 hours and remove excess grout then.



10 Keep the tiles dry in 24 hours

□□ □□ □□ □□



Two Component Caulking Gun



02 Cutter Knife




03 Pointing trowel



04 Brush



05 Forming Stick



06 Pointing Knife



07 Masking Tape



08 Stainless Steel Ball



09 Cleaning Awl

□□ □□



□□□□



Creaming Machine Line



Testing Machine



Batching Production Line



Cooling Filling



Filling Machine Line



Film-coated Machine



Real Material Stock



Stock

□□

