

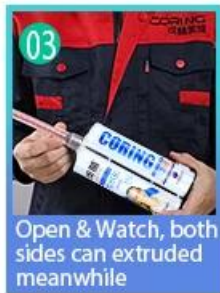




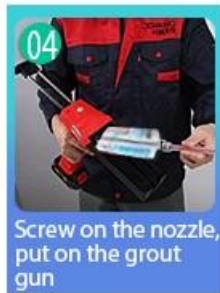
01 Clean the tiles and keep it dry



02 Polish with tile wax except the glazed tile



03 Open & Watch, both sides can extruded meanwhile



04 Screw on the nozzle, put on the grout gun




05 Inclined cut the top of the nozzle in 45°



06 Squeeze out 60-80cm long grout in the forepart




07 Evenly squeeze out the tile agent along the gap



08 Press the grout with professional glue-press tools



09 Don't touch in 4-5 hours and remove excess grout then.




10 Keep the tiles dry in 24 hours

□□ □□ □□ □□



Two Component Caulking Gun



Cutter Knife

Pointing trowel

Brush

Forming Stick

Perching Knife

Masking Tape

Stainless Steel Ball

Cleaning Awl

□□ □□



□□ □□



□□ □□ □□



□□□ □□□



□□ □□ □□



□□ □□ □□



□□ □□ □□



□□ □□ □□



□□ □□ □□



□□ □□ □□

□□

