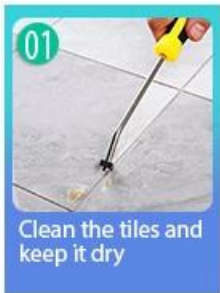






□□ □ □ □□□□ □□□□□□

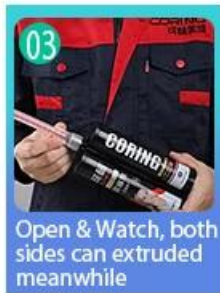




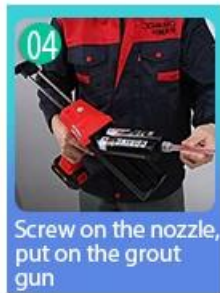
Clean the tiles and keep it dry



Polish with tile wax except the glazed tile



Open & Watch, both sides can extruded meanwhile



Screw on the nozzle, put on the grout gun



Inclined cut the top of the nozzle in 45°



Squeeze out 60-80cm long grout in the forepart




Evenly squeeze out the tile agent along the gap



Press the grout with professional glue-press tools



Don't touch in 4-5 hours and remove excess grout then.



Keep the tiles dry in 24 hours

□□ □□ □□ □□



Two Component Caulking Gun



Cutter Knife



Pointing trowel



Brush



Forming Stick



Perching Knife



Masking Tape



Stainless Steel Ball



Cleaning Awl

□□ □□





□□ □□



□□ □□ □□



□□□ □□□



□□ □□ □□



□□ □□□



□□ □□ □□



□□ □□ □□



□□ □□ □□



□□ □□□

□□

