





□□ □□ □ □□□ □□





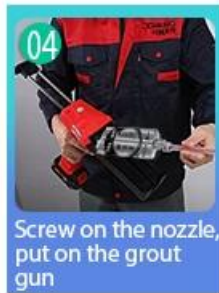
01 Clean the tiles and keep it dry



02 Polish with tile wax except the glazed tile



03 Open & Watch, both sides can extruded meanwhile



04 Screw on the nozzle, put on the grout gun



05 Inclined cut the top of the nozzle in 45°



06 Squeeze out 60-80cm long grout in the forepart



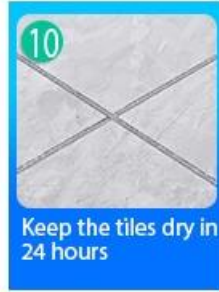
07 Evenly squeeze out the tile agent along the gap



08 Press the grout with professional glue-press tools



09 Don't touch in 4-5 hours and remove excess grout then.



10 Keep the tiles dry in 24 hours

□□ □□ □□ □□



Two Component Caulking Gun



02 Cutter Knife



03 Pointing trowel



04 Brush



05 Forming Stick



06 Perching Knife



07 Masking Tape



08 Stainless Steel Ball



09 Cleaning Awl

□□ □□





□□ □□



□□ □□ □□



□□□



□□ □□ □□




□□ □□□



□□ □□ □□



□□ □□□



□□ □□ □□



□□

□□

